

Summer Experiences

Week 4 – A day
for adventure!



Welcome to Week 4 of the DDAT Summer Experiences Pack. The theme this week is 'A day for Adventure!'

- You have been on so many adventures over the last few weeks. Which has been your favourite so far? This week is all about adventures! As always, you can go on real adventures or make some up in your garden or park.
- Just like the weeks before, you have to complete 6 activities over the week to gain your virtual 'adventure' badge. Remember to get your evidence and email it to DDAT.summer.experience@ddat.org.uk. You are already over half way there to gaining your certificate and pin badge, if you have completed every week!
- The activities are based on varying levels of ability and you can choose the challenge you want to complete.

Red challenge is aimed at Nursery and Reception children.

Green challenge is for Years 1, 2 and 3.





Blue challenge is for Years 4, 5 and 6.

If the challenge is in black, it is open to all ages! Remember Year 6, you MUST do blue! Red and green will not be accepted. But why don't you all really challenge yourself and see how far you can get?

- Have as much fun as you can! We can't wait to see the adventures that you go on!
-



Read a book about adventures:




A Day for... ... Adventure!

Go puddle jumping.
Who can make the
biggest splash?



FREE from Growing Play TREASURE, MAP OR SHIP?

Directions: Which pirate found the treasure, the map or the ship?



Go on a family hike and bury some treasure. Make sure it is nothing expensive and check with an adult first.

Make a simple map. X marks the spot.

Create a map with some clues.

Include north, south, east and west.

Create a map using 8 compass points, symbols and keys to locate the treasure.

Michael Morpurgo wrote a story called **Kensuke's Kingdom** about a boy washed up on a desert island. Design a shelter you could sleep in on an island. Which materials would you use? How would you waterproof it to keep your cooking fire and your bunk dry?



Build a mini shelter for a toy figure out of twigs, leaves and other natural things found outdoors?

Build a model of your desert island shelter on a tray or box lid using at least 6 different materials found outdoors.

Use masking tape over a frame made of cardboard strips to create a cave shelter. Paint it in natural colours. Make a realistic looking fire circle and a bunk to sleep on.

Sprinkle water to see if it really is waterproof.

DDAT
Derby Diocesan Academy Trust

SECRET MESSAGES

Draw a picture or pattern on white paper with a white crayon. Trick someone in your family into thinking there is nothing there. Surprise them by painting over the paper in a colour to see the picture appear.

Write a secret message to a friend on some white paper using a white wax crayon or the end of a white candle. Paint over the message in coloured paint to show what you wrote. Can they write one back to you?

Mix a little lemon juice and water in a bowl. Use a cotton bud or stick to write a message on paper. Allow the message to dry. With an adult nearby, hold the message close to the bulb of a lamp that has been switched on. The bulb gets hot so do not touch it. The heat should warm the message making it appear like magic. Does it work the same using milk? Are there any other mixtures of secret ink you can use.

RAINFOREST ADVENTURE

30 million animals and plant species live in tropical rainforests

Find where the biggest rainforests are on a world map

What animals might you see in a rainforest?

Draw some and learn a fact about each.

See www.primaryhomeworkhelp.co.uk to find out more about things we have at home that might have come from a rainforest.



NEWSFLASH! DAILY NEWS

Mother and son survive 10 days in woodland 'thanks to Bear Grylls'

A mother and son who were lost for ten days in the Australian bush used survival tactics inspired by [Bear Grylls](#), local police have said.

Michelle Pittman and her nine-year-old son Dylan were found in Mount Royal National Park, New South Wales, on Thursday, dehydrated but otherwise healthy.

The mother and son had set out for a trek in the National Park on Monday 2 October, and were the subject of a large scale search and rescue mission after their family reported them missing the following Friday. Hunter Valley Acting Superintendent Rob Post told [news.com.au](#): "It is amazing they have actually survived for so long."

"Even more amazing is that nine-year-old Dylan has come out with insect bites but quite fit and able – he looks like he could do the whole thing again," he said.

Superintendent Post said the pair had gathered water using techniques learned from adventurer and expert survivalist Bear Grylls. "They managed to get hold of water by licking water off plants and digging water from holes and using leaves to collect it."

It appears they got lost after mistaking dried up creeks for walking tracks.

Police managed to locate Ms Pittman's car after finding a note in her home with a list of walks she was intending on doing with her son, sparking a four day search of the park, which covers 17,000 acres. We had located their tracks on a creek bed and we were tracking them," Superintendent Post said.

"Just prior to us finding them they crawled out onto the road and were picked up by a passing police unit."



With a grown up find a stream to cross or make a pretend stream with blue material or paper.

Cross the stream using the stepping stones. ☐

Make a simple bridge to cross the stream. ☐

Make the stream 2 metres wide. Find ways to cross it. You cannot jump! ☐



Some people feel that adventures are important. Read these quotes and talk about them. What do you think? Do you agree with these quotes? ☐

Can you:

Go for a walk and leave a trail? ☐

Go for a walk, leave a trail that won't blow away or get eaten? ☐

Go for a walk, leave a trail and give clues? You need to have 4 points where you stop off e.g. the start, a bench, a post box and the final destination. ☐



Fill your life with adventures, not things. Have stories to tell not stuff to show.

THEN I REALIZED ADVENTURES ARE THE BEST WAY TO LEARN.

Put these sounds in order LOUDEST first:

- Leaves rustling
- A car engine
- Thunder
- Birds tweeting
- An ice cream van jingle



Make a mud pie, mud pancake and fairy soup.

Make a stick person to hide in the woods or park on a walk. Can you find him/her next time you go? ☐

On a family walk find each colour of the rainbow. Take a photo of it. Remember not to pick wild flowers

Make a rainbow wand using a stick with loose coloured objects stuck on. ☐

Make a collaged hat of an adventure rainbow using objects that can be used or are loose on the ground. ☐

Use your photos to make an adventure rainbow. ☐

Make your own family 'We're going on a Bear Hunt' book. Take pictures, decide what you are crossing or going through in your book. ☐



IF HAPPINESS IS THE GOAL AND IT SHOULD BE then adventures should be top priority

Richard Branson

DDAT Derby Diocesan Academy Trust