

Summer Experiences

Week 3 – A day festival camping.



Welcome to Week 3 of the DDAT Summer Experiences Pack. This week the theme is 'A day festival camping.'

- Have you ever been camping? Did you like it? Have you ever been to a festival? Was it fun? Don't worry if you haven't been as you will have the chance to see what it is like in this pack.
- When you have finished this week, you will be half way through the DDAT summer experiences. Keep completing just 6 activities to gain your virtual camping badge. As always, remember to gather evidence and email it to DDAT.summer.experience@ddat.org.uk You will then be half way to gaining your certificate and DDAT pin badge.
- You will hopefully have learnt new skills completing these challenges. Challenge yourself to do something that you haven't done before. Remember the challenges are based on ability.

Red challenge is aimed at Nursery and Reception children.

Green challenge is aimed at Years 1,2 and 3.







Blue challenge is aimed at Years 4,5 and 6.

Remember the black challenges are for everybody, including your family! Try and get everyone to join in but remember Year 6, it is BLUE for you!





Read a book about camping:
See if you can find anymore.



Who can throw their wellies the furthest? Make a starting line and measure carefully. Do the best of 3. Which was your best throw? Be careful where you throw and have an adult check it is safe!



Create your own tent either indoors or outdoors.

Make a frame and cover it with a material. You have to fit in 4 people!

Your tent has to fit in 4 people.

Use a material to keep you dry!

Your tent needs to fit in the family and needs to keep you arm and dry. Find out about the first tents.

Make some bubble blowing mixture

Who can blow the biggest bubble?

Make different sized wand - does that make the bubble bigger? Use an old coat hanger to shape wands.

Does the shape of the wand change the shape of the bubble? Can you make a bubble blowing solution that always works?



A Day ...festival camping.

Learn a magic trick and play it on your family. Don't tell them how you did it!



Set your alarm clock, get up and watch the sun rise!

Check the weather forecast for high pressure and light winds. With a grown up go and watch the sunrise. You will need to face east, which is the direction that the sun rises.

Talk about

What you can see and hear.

Draw a picture or write a poem about the sunrise.

There is always a sunrise happening in the world. Find out the times of the sunrises in Australia, Mexico, China and the Arctic.. Record your findings either in a picture, table or poem.

On a clear night, go outside, stop and look up at the stars.

Look up and see if you can see the brightest star in the sky.

Look at the shapes the star are in. Can you find constellations e.g. Orion's belt and the bear?

Look at the moon and the stars.

Describe the movement of the moon relative to the Earth.

NEWSFLASH! DAILY NEWS

FAMILY-FRIENDLY FESTIVALS FOR THE WHOLE GANG.

When and where: August, Dorset
All set to wave its arms and stomp its feet at Lulworth Castle in Dorset, Camp Bestival is the family-oriented little sister of the bigger annual music-fest Bestival.
Headliners on the Castle Stage include Dick and Dom, Mr Tumble and Horrible Histories, while elsewhere, there are zones dedicated to different exciting activities.
Learn circus skills at the Big Top in the Upper Kids Garden, behind the castle – or join the Kids Theatre Workshop, jump on a bouncy castle and have a go on a go-cart. The Lower Kids Garden has fun for slightly older children, with a Dance Space tent, the Insect Circus & Museum, Art Town, fairground rides, face painting and a soft-play tent and sandpit (for the under-fives). There are also plenty of activities for families to enjoy together in the Dingly Dell – from learning to make fires in the wilderness to meeting owls and falcons up close.
Parents who need to wind down can enjoy live sets that include comedy from Alan Davies, music from The Levellers and Kid Creole and the Coconuts, and DJ sets from Grandmaster Flash and Sasha. **Details:** Adult weekend ticket including camping from £180, teen tickets from £98. Under-tens free. www.campbestival.com



Go camping to a site or in the garden. No problem if you can't, watch this online camping festival!

https://www.youtube.com/watch?v=dw_uEw7X8QO4



Go on a walk and gather exciting materials, grasses, twigs, leaves, petals.
Make a woodland wand using materials and tie them together. ☐
Make a woodland crown to wear during the festival. Attach onto a paper band. ☐
Make a natural woodland crown tying and twisting grass, twigs together. Add flowers, No glue! ☐

With a grown up toast marshmallows. ☐

Talk about:
What you would like to do at the festival. ☐
Plan a day at the festival with activities for your family. ☐
Cost the price of entrance to the festival for two families. Plan a schedule for the day for 5 adults, 3 teenagers a 10, 8, 7 and 4 year old. There are 3 tents. Sort out who is sleeping where but there must be an adult in each tent. ☐



Learn and sing campfire songs
On top of spaghetti ☐
Camp fires burning ☐
I'm alive, alert, awake, enthusiastic ☐

Some people feel very strongly about rubbish left at festivals. Look at these pictures. What do you think?



Play some music and dance barefoot on the grass. How does it feel? Make sure you check there is nothing sharp first. ☐



Use face paints
Draw a pattern on a grown up's hand.
Paint a picture of a simple object e.g. flower, rainbow or tree on someone in your family.
Create a picture using face paints on someone's cheek or hand.
Ask permission first!