


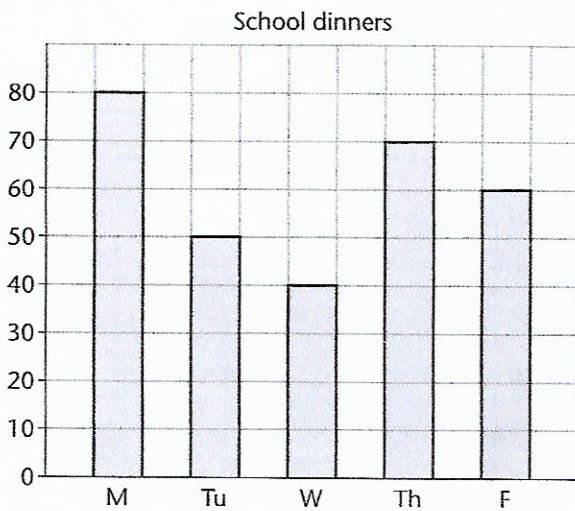
Look at the graphs. Fill in the boxes.

A



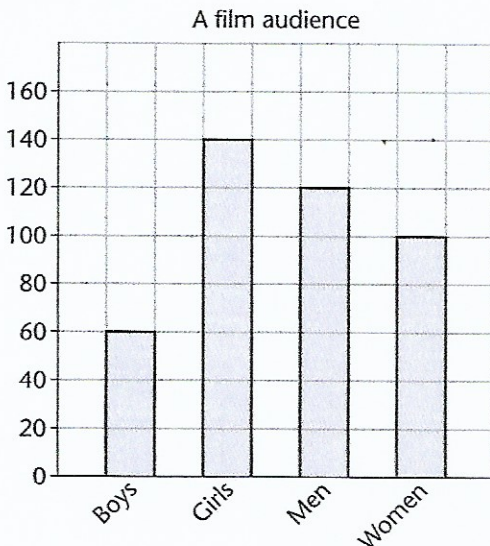
- Dee chose  books.
- chose 4 books.
- chose most books.
- chose fewest books.
- books chosen altogether.

B



- The number of school dinners was:
- on Wednesday
  - 60 on
  - more on Monday than Tuesday
  - fewer on Wednesday than Thursday
  - on Monday and Tuesday altogether
  - in the whole week altogether.

C



- fewer men than women
- more boys than girls
- adults
- children
- Total audience